
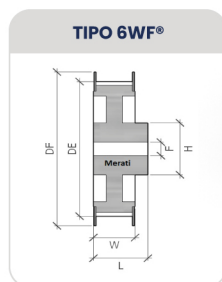
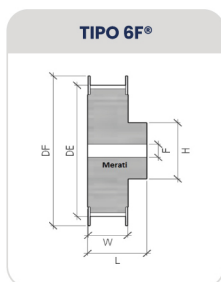
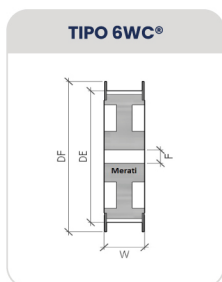
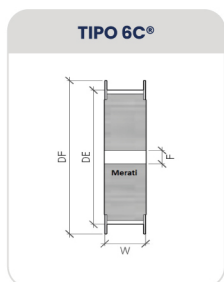
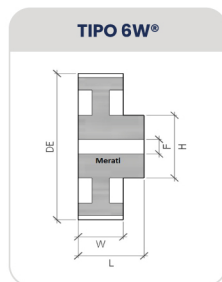
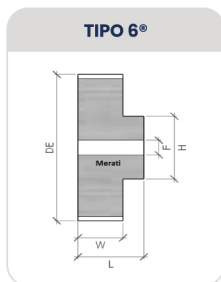
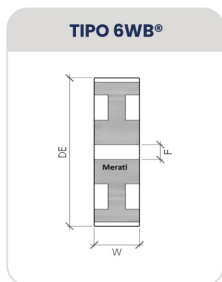
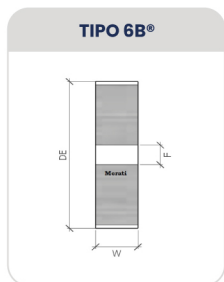


POLIAS SINCRONIZADAS Passo HTD-8M

Desenhos esquemáticos com as principais formas construtivas das polias sincronizadas



Z (Num. Dentes)	Ø Primitivo	Ø Externo	Ø H	8M 20 (correia 20 mm)		8M 30 (correia 30 mm)		8M 50 (correia 50 mm)		8M 85 (correia 85 mm)	
				W	L	W	L	W	L	W	L
22	56,02	54,86	43	28	38	38	48	60	70	95	105
24	61,12	59,92	45	28	38	38	48	60	70	95	105
26	66,21	65,00	48	28	38	38	48	60	70	95	105
28	71,30	70,08	50	28	38	38	48	60	70	95	105
30	76,39	75,13	55	28	38	38	48	60	70	95	105
32	81,49	80,16	60	28	38	38	48	60	70	95	105
34	86,58	85,22	70	28	38	38	48	60	70	95	105
36	91,67	90,30	75	28	38	38	48	60	70	95	105
38	96,77	95,40	75	28	38	38	48	60	70	95	105
40	101,86	100,48	75	28	38	38	48	60	70	95	105
44	112,05	110,67	75	28	38	38	48	60	70	95	105
48	122,23	120,85	75	28	38	38	48	60	70	95	105
56	142,60	141,22	90	28	38	38	48	60	60	95	105
64	162,97	161,59	90	28	38	38	48	60	60	95	95
72	183,35	181,97	95	28	38	38	48	60	60	95	95
80	203,72	202,34	100	28	38	38	48	60	60	95	95
90	229,18	228,81	110	28	38	38	48	60	60	95	95
112	285,21	283,85	110	28	38	38	48	60	60	95	95
144	366,69	365,33	110	28	38	38	48	60	60	95	95
168	427,80	426,42	120	28	38	38	48	60	60	95	95
192	488,92	487,54	130	28	38	38	48	60	60	95	95

Itens adicionais opcionais:

- Furo especial com tolerância dimensional
- Rasgo para chave
- Furação com roscas
- Acabamentos superficiais